

Scaled data based on original data using
LM-79-08 Approved Method: Electrical and Photometric Measurements of Solid-
State Lighting Products

Test Report Prepared for
Cooper Lighting Solutions
(formerly Eaton)

Brand: INVUE

Report Number: P596564

Luminaire Tested: **MSA-SA2A-827-U-5NQ**

Issue Date: 5/27/2021

Test Information

Test Method: LM-79-08
Report Number: P596564
TEST IS SCALED FROM IESNA LM-79-08 TEST DATA (G2-1910-543-5)
Test Lab: INNOVATIONS CENTER
Issue Date: 5/27/2021
Manufacturer: COOPER LIGHTING SOLUTIONS (FORMERLY EATON)
Product Line: INVUE
Catalog Number: MSA-SA2A-827-U-5NQ
Description: MESA POST TOP DECORATIVE LUMINAIRE. (2) LIGHTSQUARES WITH 16 LEDS EACH AND TYPE V NARROW OPTICS.
Light Source: -
Ballast/Driver: ELECTRONIC DRIVER

Summary

Lumens per Lamp: N/A
Luminaire Lumens: 5979 lumens
Efficiency: N/A
Efficacy: 90.6 lumens/watt
Luminous Opening: Rectangular (W 0.5' x L: 1' x H: 0')
IES Classification: Type V - Short
BUG Rating: B2 - U0 - G1

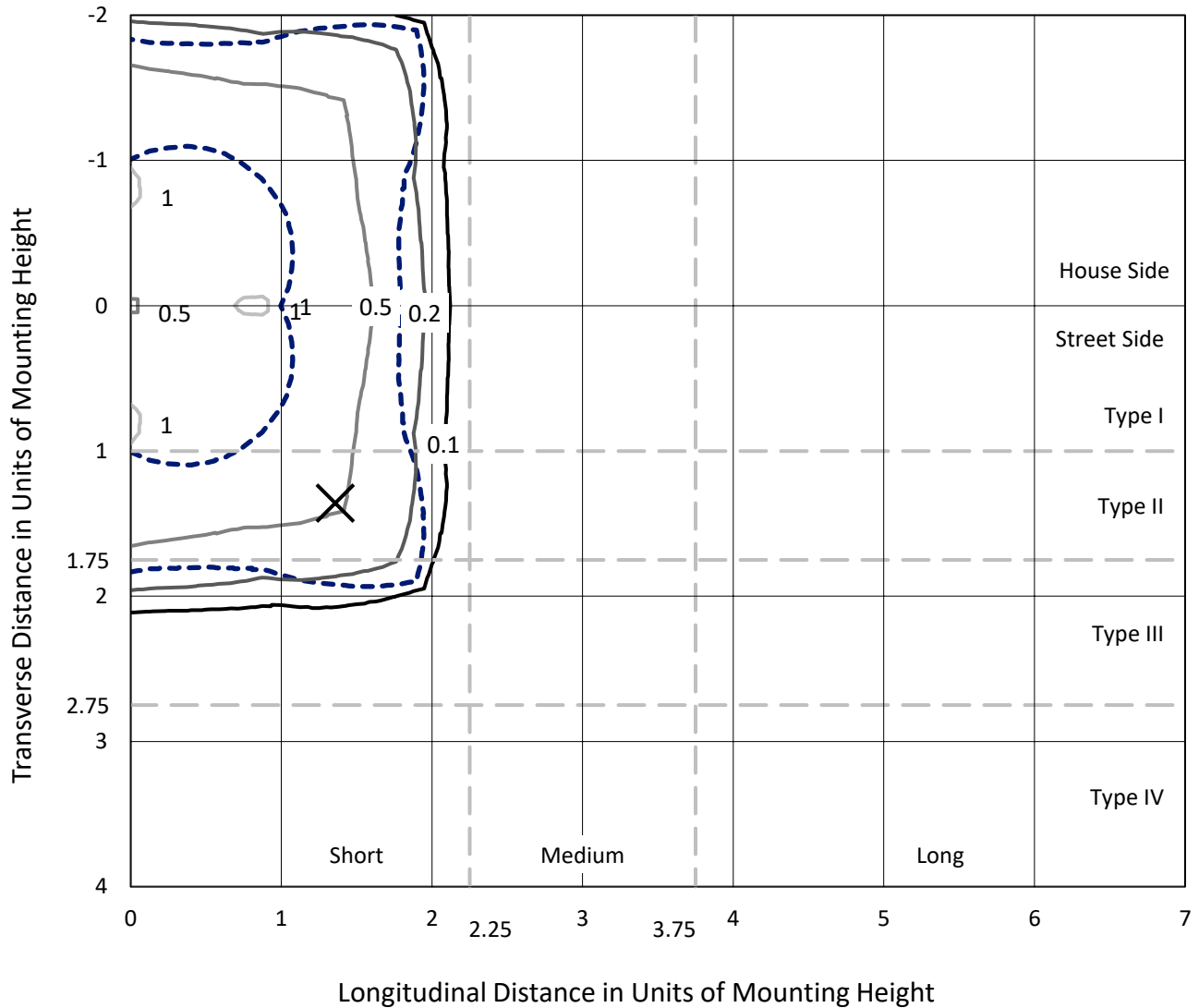
Input Watts (W): 66
Input Voltage (V): NR
Input Current (Ain): NR
Voltage Rise (V): NR
Power Factor: NR
Total Harmonic Distortion (THDi): NR
Frequency (hertz): 60
Stabilization Time: NR
Operation Time: NR
Ambient Temperature (°C): NR
Test Distance: 28.75 FT



REPORT NUMBER: P596564
 CATALOG NUMBER: MSA-SA2A-827-U-5NQ

Iso-Footcandle Lines of Horizontal Illumination

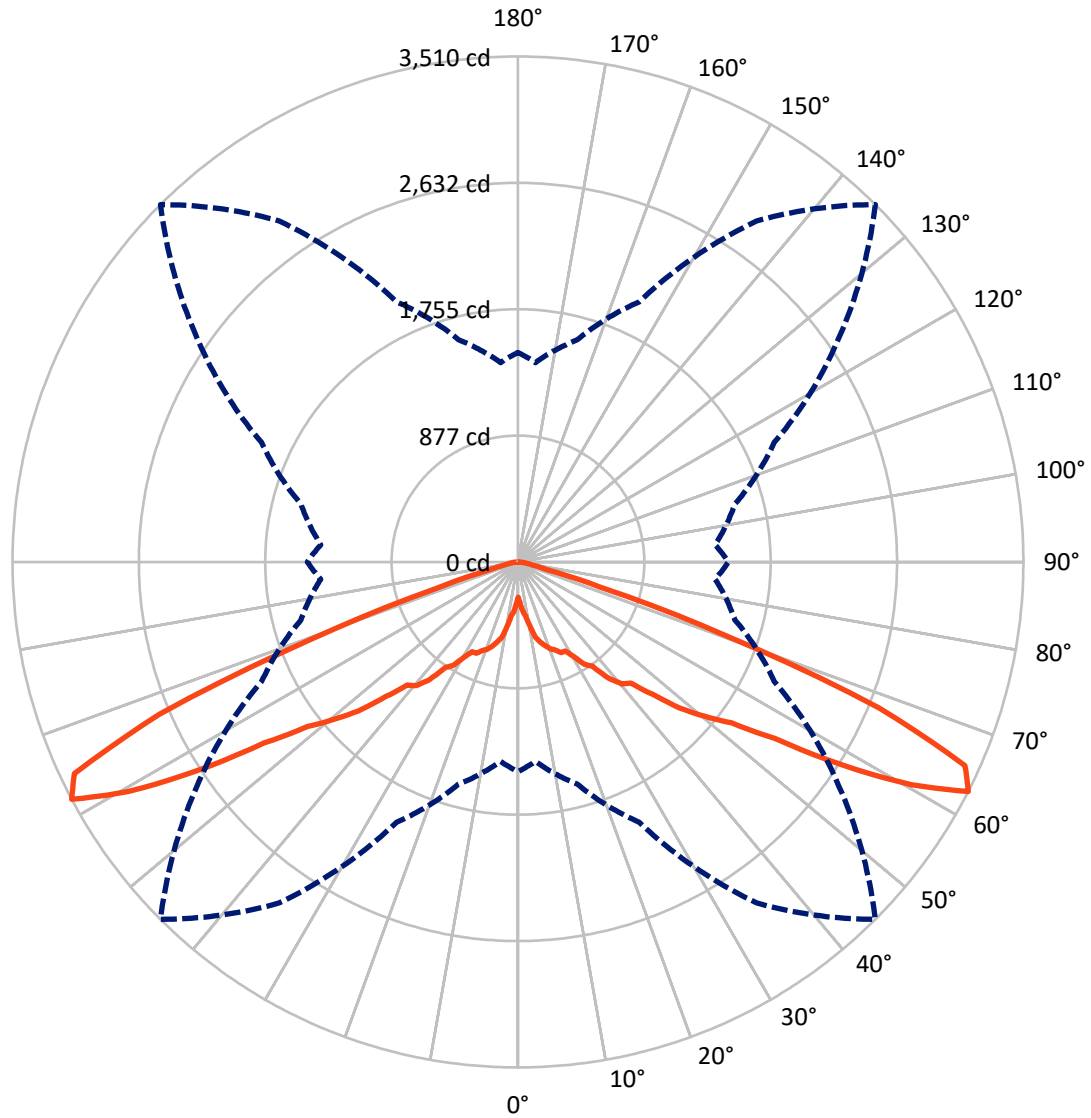
✕ Max cd
 - - - 1/2 Max cd



Based on 25 foot mounting height. Maximum calculated value = 1 fc
 Type V - Short - N/A

REPORT NUMBER: P596564
CATALOG NUMBER: MSA-SA2A-827-U-5NQ

Luminous Intensity Polar Plot



— Vertical Plane Through 45-Deg Lateral - - - Horizontal Cone Through 62.5-Deg Vertical

REPORT NUMBER: P596564

CATALOG NUMBER: MSA-SA2A-827-U-5NQ

FLUX DISTRIBUTION:

		Downward	Upward	Total
House Side	Lumens	2989.5	0.0	2989.5
	% Fixture	50.0	0.0	50.0
Street Side	Lumens	2989.5	0.0	2989.5
	% Fixture	50.0	0.0	50.0
Total	Lumens	5979.0	0.0	5979.0
	% Fixture	100.0	0.0	100.0

ZONAL LUMENS:

Zone	Lumens	% Fixture
0°-10°	36.8	0.6
10°-20°	162.5	2.7
20°-30°	340.5	5.7
30°-40°	641.5	10.7
40°-50°	1164.4	19.5
50°-60°	1967.4	32.9
60°-70°	1470.8	24.6
70°-80°	164.5	2.8
80°-90°	30.6	0.5
90°-100°	0.0	0.0
100°-110°	0.0	0.0
110°-120°	0.0	0.0
120°-130°	0.0	0.0
130°-140°	0.0	0.0
140°-150°	0.0	0.0
150°-160°	0.0	0.0
160°-170°	0.0	0.0
170°-180°	0.0	0.0
0°-90°	5979.0	100.0
0°-180°	5979.0	100.0

Coefficient of Utilization



REPORT NUMBER: P596564

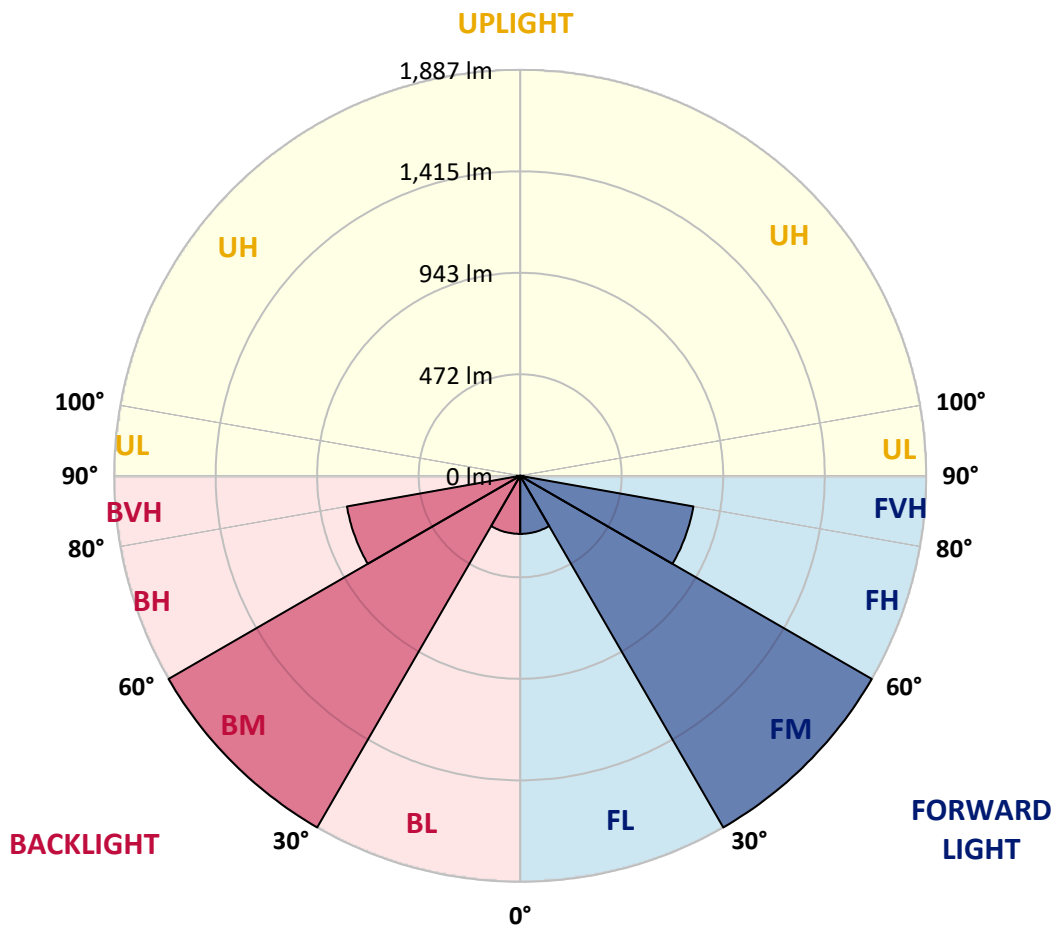
CATALOG NUMBER: MSA-SA2A-827-U-5NQ

LUMINAIRE CLASSIFICATION SYSTEM LUMEN TABLE AND BUG RATING:

Zone	Lumens	% Fixture	Zone Rating/Lumen Limit		
			B	U	G
FL (0°-30°)	269.9	4.5			
FM (30°-60°)	1886.7	31.6			
FH (60°-80°)	817.6	13.7			G1/1800
FVH (80°-90°)	15.3	0.3			G1/100
BL (0°-30°)	269.9	4.5	B1/500		
BM (30°-60°)	1886.7	31.6	B2/2500		
BH (60°-80°)	817.6	13.7	B2/1000		G1/1800
BVH (80°-90°)	15.3	0.3			G1/100
UL (90°-100°)	0.0	0.0		U0/0	
UH (100°-180°)	0.0	0.0		U0/0	

BUG Rating: B2-U0-G1

Type V Short





REPORT NUMBER: P596564
 CATALOG NUMBER: MSA-SA2A-827-U-5NQ

CANDELA DISTRIBUTION (FULL):

	0°	5°	15°	25°	35°	45°	55°	65°	75°	85°	90°
0°	244.5	244.5	244.5	244.5	244.5	244.5	244.5	244.5	244.5	244.5	244.5
2.5°	297.3	291.9	273.2	279.7	286.5	285.6	283.9	278.8	274.1	293.4	297.3
5°	379.0	366.8	360.3	354.9	353.7	340.5	358.5	356.6	362.7	372.9	382.9
7.5°	444.2	432.7	415.5	411.8	392.1	377.5	393.1	412.3	418.4	437.1	448.3
10°	468.0	458.0	461.2	444.9	443.9	448.1	444.7	449.0	465.1	462.9	471.2
12.5°	521.5	523.2	513.0	508.9	517.1	535.1	519.8	514.5	510.6	527.1	532.2
15°	571.6	581.6	564.8	562.1	558.7	575.5	559.0	567.0	574.1	577.5	575.5
17.5°	642.7	643.2	624.4	594.5	605.7	611.0	603.7	589.9	623.2	640.0	641.0
20°	689.4	691.1	654.1	607.4	639.0	643.9	640.2	611.3	655.6	683.5	682.3
22.5°	739.7	733.9	683.8	649.7	660.9	663.8	656.0	652.4	683.5	734.4	726.8
25°	773.5	784.2	734.4	712.5	703.0	696.2	706.2	708.1	740.0	786.2	760.6
27.5°	854.3	835.8	757.7	766.0	745.8	699.8	743.6	767.7	760.9	839.7	858.9
30°	926.0	926.5	817.1	832.9	795.4	758.2	805.6	840.4	831.9	932.9	914.6
32.5°	1017.8	1021.2	919.5	877.2	851.9	844.8	839.0	877.4	930.4	1012.2	1013.9
35°	1116.8	1145.9	1007.8	963.3	920.2	889.1	922.6	975.9	1010.5	1141.1	1118.0
37.5°	1309.7	1260.5	1147.4	1063.7	1036.2	1023.8	1041.6	1072.5	1147.2	1259.8	1299.4
40°	1423.7	1410.1	1256.1	1186.1	1080.0	1113.1	1103.4	1188.0	1249.8	1417.9	1421.5
42.5°	1598.1	1529.6	1391.1	1302.1	1206.8	1149.4	1210.2	1323.8	1398.4	1540.5	1607.6
45°	1736.1	1648.0	1541.2	1473.6	1353.2	1310.6	1332.5	1478.0	1571.6	1669.2	1757.5
47.5°	1888.6	1793.2	1686.4	1566.3	1448.8	1518.1	1479.4	1607.4	1698.9	1838.7	1921.4
50°	2080.3	1974.7	1838.0	1738.7	1660.9	1685.2	1679.1	1770.4	1883.2	2010.7	2104.6
52.5°	2291.4	2172.0	2040.1	1947.9	1915.1	1854.8	1933.6	1971.0	2054.2	2171.0	2281.2
55°	2439.1	2319.6	2239.8	2269.5	2260.8	2163.9	2233.0	2236.9	2196.8	2238.9	2349.8
57.5°	2416.2	2302.1	2291.2	2403.3	2570.9	2664.6	2557.8	2328.1	2177.8	2158.1	2275.6
60°	2112.6	2015.1	2115.3	2368.3	2856.5	3141.6	2730.5	2259.3	2011.7	1909.3	2022.6
62.5°	1455.8	1389.9	1597.7	1993.2	2890.8	3509.6	2724.1	1963.3	1560.2	1374.4	1462.4
65°	690.1	666.3	841.6	1263.7	2407.9	3411.3	2379.9	1328.4	898.1	717.3	737.3
67.5°	259.5	247.6	308.9	558.3	1516.7	2705.7	1599.8	655.3	347.4	270.0	279.2
70°	147.4	138.9	146.9	203.6	610.6	1532.5	690.1	224.8	147.7	134.5	143.3
72.5°	116.0	109.5	110.7	123.1	210.7	601.6	223.3	128.2	107.3	101.9	109.7
75°	95.8	90.0	89.8	96.6	122.8	195.3	126.2	98.0	86.8	82.9	89.3
77.5°	76.1	72.7	73.7	79.1	88.1	109.2	91.5	79.3	71.3	66.7	71.0
80°	55.7	55.2	59.1	64.0	65.7	73.5	68.6	64.0	56.9	50.4	52.1
82.5°	36.5	36.7	44.0	47.9	47.2	46.9	49.1	48.9	42.6	33.3	33.3
85°	20.9	21.4	27.0	30.2	29.7	23.6	31.1	31.4	27.2	20.2	19.5
87.5°	6.8	8.5	11.7	12.4	11.9	6.6	11.9	13.1	11.9	8.5	7.5
90°	0.0	0.0	0.0	0.0	0.0	0.0	0.0	0.0	0.0	0.0	0.0

(END OF REPORT)